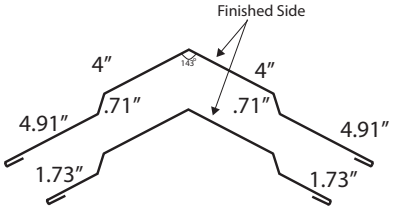
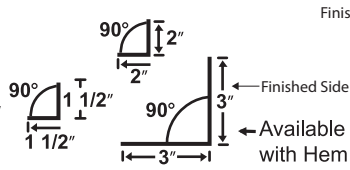


# Trim Profiles

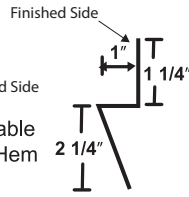
**UNIVERSAL RIDGE CAP**



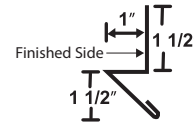
**SINGLE ANGLES**



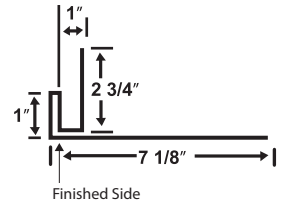
**RAT GUARD**



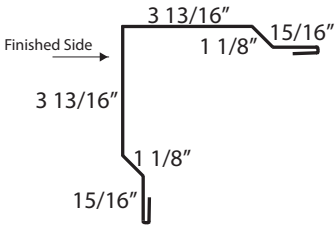
**RAT GUARD HEMMED**



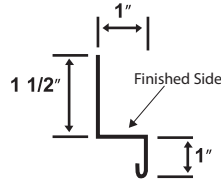
**OVERHEAD DOOR JAMB**



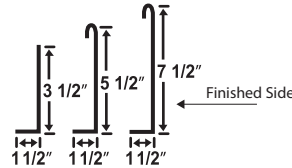
**RAKE & CORNER**



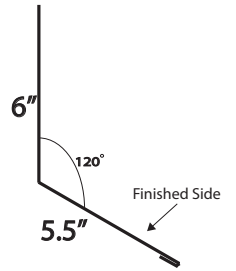
**DOUBLE ANGLE TRIM**



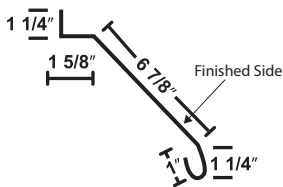
**SINGLE ANGLE TRIM (Door Post)**



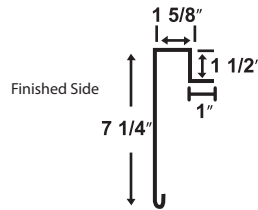
**ENDWALL FLASHING**



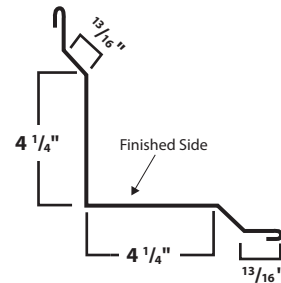
**DOOR TRACK COVER ROUND (Combo)**



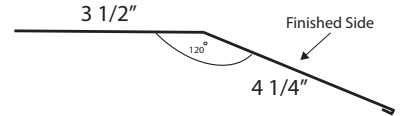
**DOOR JAMB TRIM**



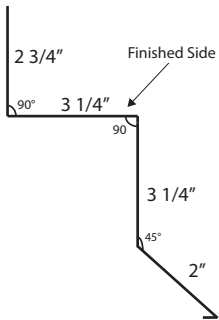
**INSIDE CORNER**



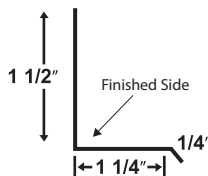
**UNIVERSAL GAMBREL**



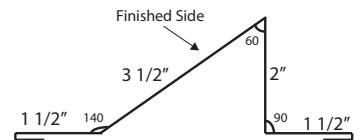
**DOOR TRACK COVER SQUARE (National)**



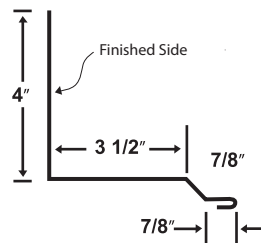
**DRIP CAP**



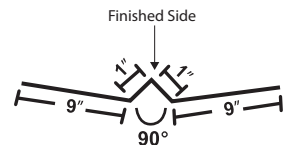
**SNOW GUARD**



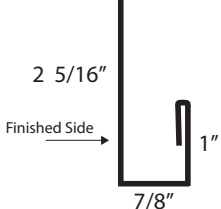
**SIDEWALL FLASHING**



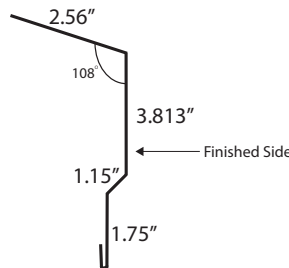
**VALLEY FLASHING**



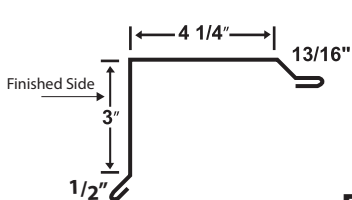
**J TRIM**



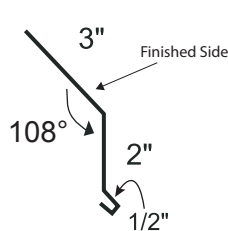
**FASCIA TRIM**



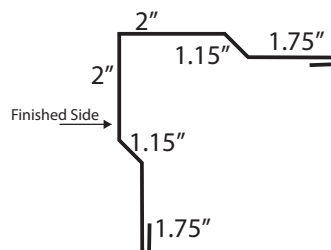
**DENVER GABLE**



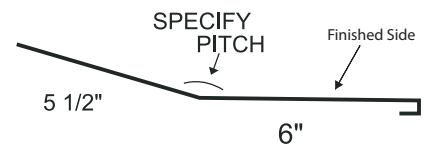
**EAVE TRIM**



**RESIDENTIAL RAKE**



**TRANSITION TRIM**



**PEAK PLATES AVAILABLE IN 1, 2, 3 & 4:12 PITCH**

Custom trim available upon request